


BLIZZARD Supplement


The Multiplex Blizzard pushes the performance limits of the Elapor foam like no other Multiplex model has done before. We at Multiplex USA have discovered that with some simple modifications using 2" wide bi-directional filament* tape you can push the performance limits even further. While this tape is not necessary if the model is built and flown as a sail plane, it is highly recommended you apply these modifications if you add power and intend to perform high speed dives from an altitude of 500 feet or greater.

* Multiplex USA recommends Scotch® Extreme Application Packaging Tape #8959 which is available at most home improvement and office supply stores.

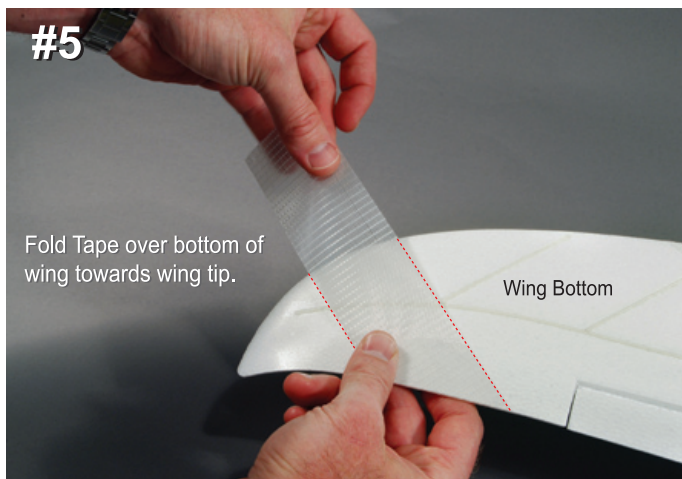
Pictured below is the recommended placement of the tape.



Place and wrap tape as shown.




Continue



#7

Fold 3 strips over on top of wing.
Trim excess with hobby knife or scissors.



#8


Cut a 17" strip of tape and lay over the bottom of the wing as shown.



Tape can also be added to the ailerons to increase their effectiveness at high speeds.

#9

Trim excess tape using scissors or a sharp hobby knife.



#10

Trim tape to length of aileron.
Place on entire top of aileron.



#11

Fold over aileron on bottom of wing.



#12

Finished Wing.



**Repeat for other half of wing.
Place wing decals over tape.**

MULTIPLEX

Please call if you have any questions. (858) 748-6948